



### Bible Story:

#### Philip and the Ethiopian Leader

Acts 8:26-40

### Need to Know:

#### I Will

(thumbs to chest)

#### Learn!

(point to head)

### Materials:

- 📖 **God's Story for Me Bible**
- 📖 **Learning List**
- 📖 **Dry Erase Board**
- 📖 **Dry Erase Marker**
- 📖 **Paper Towel**
- 📖 **Hand Sanitizer**
- 📖 **Snacks**
- 📖 **Coloring Sheets**
- 📖 **Crayons**

### Application Activity Summary:

As kids play a guessing game, they will see ways they can LEARN at church, at home and everywhere they go!

## Get Their Attention! (5 minutes)

Materials: None

**WELCOME** kids to Wise Up! **EXPLAIN** that we will have so much fun learning how to listen and WISE UP as we wiggle through the Bible!

**INTRODUCE** yourself to the group as their leader. Then **SAY** the following to TWO kids at a time:

**What is your name?** (Allow both kids to respond)

**Let's all wave and say, "Hello," to (Child's name) and (Child's name)!**

(Everyone will wave and say together) **Hello, (Child's name) and (Child's name)!**

After all kids have been introduced, **SAY**:

**Now I want to hear what you LEARNED! Let's say the names of all of our friends together!**

(Leader and kids will **SAY** the name of each group member aloud together.)

**Great job! That was fun learning all of your names! We can also have fun learning about Jesus when we read the Bible.**

**If you are ready to have fun learning about Jesus, let me hear you say this after me:** (Pause to allow kids to repeat)

**I Will** (thumbs to chest)

**Learn!** (point to head)

## Application Activity (8 minutes)

Materials: *God's Story for Me Bible, Learning List, Dry Erase Board, Dry Erase Marker, Paper Towel*

- SHOW** and **READ** pp. 461-466 from *God's Story for Me Bible* ("Philip and the Ethiopian Leader"). Then **SAY**:

**Let's play a game and see if we can remember some things we LEARNED from our story!**

- DRAW** an image from the **Learning List** onto the **Dry Erase Board** and allow kids to **GUESS** what you are drawing.
- READ** statements that correspond to the picture drawn and allow kids to **RESPOND**.
- ERASE** the board (with a **paper towel**) and **CONTINUE** playing until all images have been drawn & guessed, or as time allows. Then **SAY**:

**When we read the Bible, we can LEARN so much about Jesus! Jesus wants us to have fun learning at church AND at home!**





**This week, you can WISE UP as you remember** (have kids repeat after you):

**I Will** (thumbs to chest)

**Learn!** (point to head)

**Filler Activities:**

Use any of the following to help keep kids engaged for the remainder of the small group:

-  **Teacher Says**  
If “Teacher Says” to do a motion, kids will repeat motion. If Teacher does NOT say to do a motion, kids will continue doing previous motion. Allow kids a turn to be “Teacher.”
-  **Follow the Leader**  
Have kids follow you as your group walks in a circle and copies your motions. Allow kids a turn to be the “Leader.”
-  **Willy’s Wiggle Worms**  
Call out different motions for kids to do to shake out their wiggles. These motions could include: stand up, sit down, hop three times, run in place, wiggle, etc.
-  **Up, Down and All Around**  
Have kids move quickly as you call out the following motions at random. Switch up the order and get faster and slower for more of a challenge!  
**Example: “Up. Up. Dance all around. Down. Up. Down. Dance all around. Dance all around. Down. Up. Up. Up.”**

**Wrap It Up (2 minutes)**

**Materials:** Hand Sanitizer, Snacks, Coloring Sheets, Crayons

**PRAY** with your group, having them repeat the following after you in short phrases.

**Dear Jesus, please help me to learn from you and others every day! Thank you for my snack. I love you! In your name I pray. Amen!**

**SANITIZE** hands with **hand sanitizer** and **PASS OUT snacks**.

As kids eat **snacks**, **EXPLAIN** and **PRACTICE** Remember Verse by saying:

**God has great things to tell me and you! We can WISE UP and learn these great things as we read the Bible! Let’s say these words from the Bible together.**

(**SAY** each Remember Verse phrase and allow kids to repeat.)

**“Wise people** (thumbs to chest)

**Can listen** (cup hand around ear)

**And learn...”** (point to head)

**Proverbs 1:5** (show one finger)

**GIVE** each child a **coloring sheet** and **crayons**. As kids color, **TALK** about what they learned today.